

Hairy Fairy Ears



Level 6 – Orange

An Introduction to BookLife Readers...

Our Readers have been specifically created in line with the London Institute of Education's approach to book banding and are phonetically decodable and ordered to support each phase of the Letters and Sounds document.

Each book has been created to provide the best possible reading and learning experience. Our aim is to share our love of books with children, providing both emerging readers and prolific page-turners with beautiful books that are guaranteed to provoke interest and learning, regardless of ability.

BOOK BAND GRADED using the Institute of Education's approach to levelling.

PHONETICALLY DECODABLE supporting each phase of Letters and Sounds.

EXERCISES AND QUESTIONS to offer reinforcement and to ascertain comprehension.

BEAUTIFULLY ILLUSTRATED to inspire and provoke engagement, providing a variety of styles for the reader to enjoy whilst reading through the series.

AUTHOR INSIGHT: SHALINI VALLEPUR

Passionate about books from a very young age, Shalini Vallepur received the award of Norfolk County Scholar for her outstanding grades. Later on she read English at the University of Leicester, where she stayed to complete her Modern Literature MA. Whilst at university, Shalini volunteered as a Storyteller to help children learn to read, which gave her experience and expertise in the way children pick up and retain information. She used her knowledge and her background and implemented them in the 32 books that she has written for BookLife Publishing. Shalini's writing easily takes us to different worlds, and the serenity and quality of her words are sure to captivate any child who picks up her books.

PHONICS FOCUS

/ear/air/
/ure/

This book focuses on phonemes /ear/, /air/ and /ure/
and is an orange level 6 book band.

Hairy Fairy Ears




Written by
Shalini Vallepur

Illustrated by
Angelika Waigand



The fairies of Fairtown were very pretty. They had short hair, or long fair hair, or hair that went past their rears and down the stairs.

The fairies looked after their hair. They loved trees and plants and putting nature in their hair. Flowers and twigs were perfect!



There was one fairy who was a little different to the others. Azure had lots of hair, she'd spent years growing it, but...




Azure had hair growing from her ears!





"I'm sick of my ear hair! This isn't fair. I need to find a cure," Azure said, with tears falling down her cheeks.

Azure hated it. She had to endure the other fairies. They pointed at her, called her horrible names and made fun of her ear hair.





There was a spooky forest near Fairtown where a wicked witch lived. All the fairies were scared of the witch, but Azure knew that the witch had a cure for hairy ears.

The forest was dark. Azure saw owls peeping at her from the trees.





Azure arrived at the witch's lair. There was a horrible smell nearby, it smelt like manure!

"Hello my dear, don't be frightened. I assure you, I can help you find a cure for your hairy ears!" said the wicked witch.



Azure sat in a wobbly chair as she waited for the witch to bring her a cure.





The witch came in holding a huge pair of shears. The sight of the shears gave Azure a massive fright.

"My dear, have no fear! The only cure for hairy ears is to chop them off!" the wicked witch said with a cackle.



Azure jumped off the chair and dashed past the door. There had to be a better cure for her hairy ears, she didn't want to cut them off!

Azure ran back to Fairtown and sat down on some stairs in a slump. "I will have to endure my hairy ears forever," she said, with a big frown on her face.



"Hairy ears? Come into my salon," said a voice from behind Azure. It was Tessa the hairdresser.

Azure sat on the hairdresser's chair. The salon smelt like soap, not manure, and Tessa had proper gear for hairdressing. There were no shears in sight!

"I can't wait to get my hairy ears cured," said Azure.

"Cured? You don't need a cure, your hair is perfect," said Tessa.



"All you need is a nice new hairdo. Let's try putting some curls in your ear hair," suggested Tessa.



"Do you like your new ear hair, Azure?" Tessa asked.

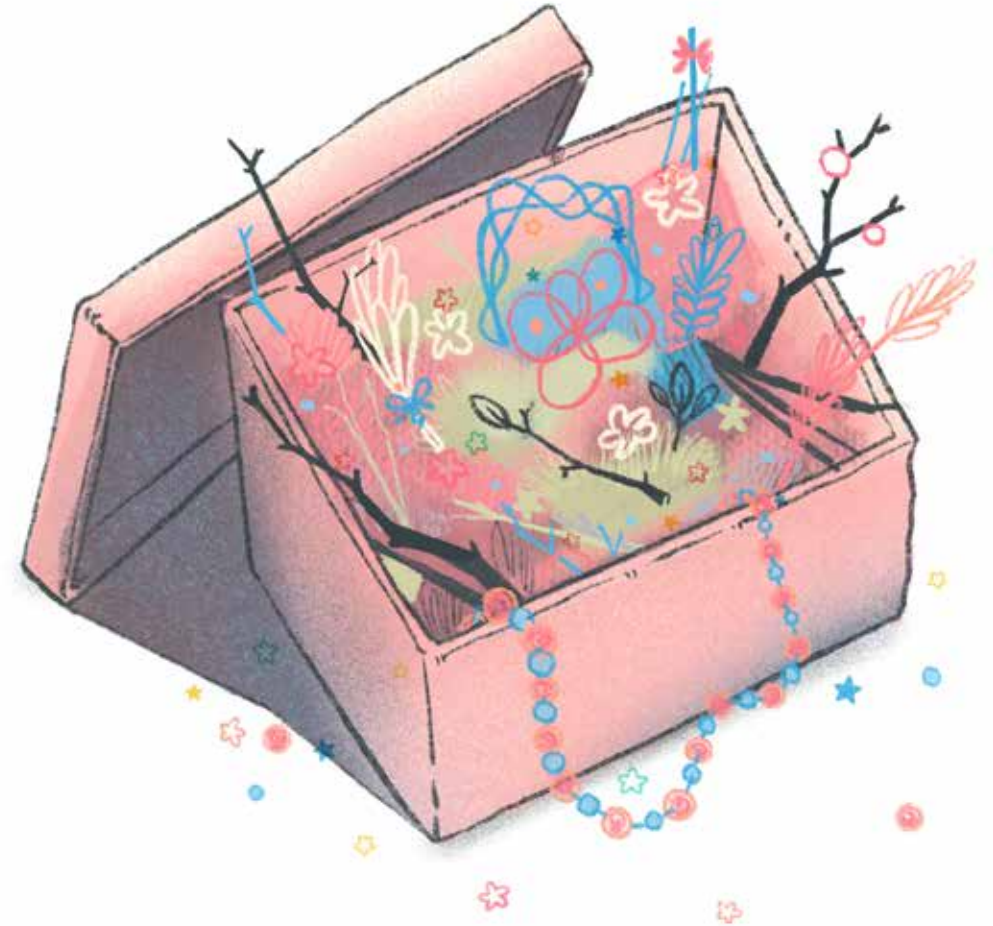
"I'm not sure if I like it. Can we try something different?" Azure said.



"Okay, let's try putting your ear hair into braids," said Tessa. "Do you like it this time, Azure?"

"I love it! But there is something missing, do you have any flowers to put in my hair?" Azure asked.

"Yes, I have lots of flowers and trinkets upstairs!" Tessa said, as she ran up the stairs.



Tessa came downstairs with a large box that was full of earrings, pretty hairbands, and hairpins that had flowers on them. She had lots of trinkets too.

All of the other fairies in Fairtown were shocked at how cool Azure's ear hair was.



Azure didn't care what the other fairies were thinking, she finally loved how her ear hair looked. Azure loved having hairy ears!

Hairy Fairy Ears

1. Where do the fairies live?
2. How did Azure's hairy ears make her feel?
3. What did the witch want to do to Azure's hairy ears?
 - (a) Cut them off
 - (b) Pull out the hairs
 - (c) Tickle them
4. What did Tessa do with Azure's hairy ears?
5. How would you feel if you were Azure? Would you try to change your hairy ears?

Helpful Hints for Reading at Home

The focus phonemes (units of sound) used throughout this series are in line with the order in which your child is taught at school. This offers a consistent approach to learning whether reading at home or in the classroom.

HERE IS A LIST OF PHONEMES FOR THIS PHASE OF LEARNING, IN THE ORDER THEY ARE TAUGHT. AN EXAMPLE OF THE PRONUNCIATION CAN BE FOUND IN BRACKETS.

Phase 4			
j (jug)	v (van)	w (wet)	x (fox)
y (yellow)	z (zoo)	zz (buzz)	qu (quick)
ch (chip)	sh (shop)	th (thin/then)	ng (ring)
ai (rain)	ee (feet)	igh (night)	oa (boat)
oo (boot/look)	ar (farm)	or (for)	ur (hurt)
ow (cow)	oi (coin)	ear (dear)	air (fair)
ure (sure)	er (corner)		

HERE ARE SOME WORDS WHICH YOUR CHILD MAY FIND TRICKY.

Phase 4 Tricky Words			
said	were	have	there
like	little	so	one
do	when	some	out
come	what		

BookLife
PUBLISHING

BookLife
Readers

TOP TIPS FOR HELPING YOUR CHILD TO READ:

- Allow children time to break down unfamiliar words into units of sound and then encourage children to string these sounds together to create the word.
- Encourage your child to point out any focus phonics when they are used.
- Read through the book more than once to grow confidence.
- Ask simple questions about the text to assess understanding.
- Encourage children to use illustrations as prompts.

**PHONICS
FOCUS**

/ear/air/
/ure/

This book focuses on phonemes /ear/, /air/ and /ure/ and is an orange level 6 book band.

